

Instructions For Use Prophy+ Cups Rubber

**IMPORTANT**

Read this 'Instructions for Use' document before handling. This product is for professional use only.

IDENTIFICATION

Product Name	Prophy+ Cups Rubber
Company Name	Perfection Plus Ltd
Company Address	 6, Westwood Court, Totton, Hants. SO40 3WX UK
Company Phone No.	+44 (0) 2380 866 677

PRODUCT CODE

REF PP005/0037 Screw-in pk 720




INDICATIONS FOR USE

Single Use Rubber cups for prophylaxis polishing of teeth.
--


INSTRUCTIONS FOR USE

<p>Sterilise before use.</p> <p>Sterilisation</p> <ol style="list-style-type: none"> 1. Auto cleaning is the preferred method and should use only validated washer disinfectors and appropriate agents validated for use on dental instruments with the selected machine. Follow the both the washer disinfectant and the cleaning agent manufacturer's instructions. 2. If using a vacuum autoclave pack the instruments in dedicated instrument trays or pouches validated for sterilisation. 3. If using a non-vacuum autoclave, the instrument should not be packed or wrapped but be contained in dedicated stands with perforated lids. 4. NOTE: national legislation may require that the instruments are wrapped in pouches for processing in either type of autoclave. 5. Autoclave the instruments for a holding time of 3 minutes at a temperature of 134°C. The holding time is the minimum time for which the temperature is sustained. 6. Follow the autoclave manufacturer's instructions. Do not exceed maximum recommended load. 7. Inspect the instrument after cleaning with the aid of a magnifying glass if necessary, discard any damaged or corroded instruments. 8. There are no special requirements unless infection controls require the use of disinfectants, in which case a disinfectant agent validated for the processing of dental prophy brushes should be used and the manufacturer's instructions must be followed. <p>If hand cleaning is the only option available, the instruments should be cleaned in a sink reserved for the purpose. Rinse the instruments under running water and, brush thoroughly away from the body using a neutral cleaning or cleaning/disinfectant agent validated for use in dental instruments. Dry the instrument using paper towelling.</p>
--

WARNING!

<ul style="list-style-type: none"> • Used prophy brushes should be considered contaminated and appropriate handling precautions should be taken during processing. • Always wear eye protection and a face mask to prevent biological transfer. • Pro longed storage in disinfectant solutions may result in corrosion and should be avoided. • Only to be used with a handpiece, turbine and angles that are technically and hygienically flawless, maintained and cleaned. Turbine and handpiece must be concentric and true funning. • The instrument should be as deeply inserted as possible into the handpiece and locked into place. • Avoid tilting or levering because of the increased risk of breakage. • Instruments that are deformed or no longer run true should not be used and must be disposed of. • Incorrect use produces poor results and increases the risk. 	  
--	--

STORAGE

<p>The instruments should be stored in the sterilisation container (stand or pouch) until required. Containers or pouches must be dry before opening to avoid recontamination of the contents with water.</p> <p>Storage should be in dry, clean conditions and at ambient temperatures.</p>	
--	---

Batch code/Expiry Date

See pack for Lot number and expiry date.
--

SPECIALY FORMULATED FOR USE IN DENTISTRY

