

## EndoPLUS Taper Gold

### Instructions for Use

#### IMPORTANT


Read this 'Instructions for Use' document before handling. This product is for use by dental professionals only.

**SPECIALLY DESIGNED FOR USE IN DENTISTRY**

#### IDENTIFICATION

Perfection Plus EndoPLUS Taper Gold shaping and finishing files have an operating tip made from Niti alloy material with a copper shank (Nickel Chrome 24 Gold included). The limit block is made of silicone. The instruments are supplied non-sterile and should be sterilised before use.



Product Name	EndoPLUS Taper Gold Pk 6
Company Name	 Perfection Plus Ltd
Company Address	6 Westwood Court, Brunel Road, Totton, Hampshire, SO40 3WX, UK
Company Phone No.	+44 (0) 2380 866 677

#### PRODUCT CODE – REF

##### EndoPLUS Taper Gold - Cross Section



004/6100	EndoPLUS Taper Gold V0 19mm Pk 6	004/6104	EndoPLUS Taper Gold V2 21mm Pk 6
004/6101	EndoPLUS Taper Gold V1 21mm Pk 6	004/6105	EndoPLUS Taper Gold V2 25mm Pk 6
004/6102	EndoPLUS Taper Gold V1 25mm Pk 6	004/6106	EndoPLUS Taper Gold V2 31mm Pk 6
004/6103	EndoPLUS Taper Gold V1 31mm Pk 6		


##### EndoPLUS Taper Gold – Cross Section



004/6110	EndoPLUS Taper Gold T1 21mm Pk 6	004/6115	EndoPLUS Taper Gold T2 31mm Pk 6
004/6111	EndoPLUS Taper Gold T1 25mm Pk 6	004/6116	EndoPLUS Taper Gold T3 21mm Pk 6
004/6112	EndoPLUS Taper Gold T1 31mm Pk 6	004/6117	EndoPLUS Taper Gold T3 25mm Pk 6
004/6113	EndoPLUS Taper Gold T2 21mm Pk 6	004/6118	EndoPLUS Taper Gold T3 31mm Pk 6
004/6114	EndoPLUS Taper Gold T2 25mm Pk 6		
004/6120	EndoPLUS Taper Gold T4 21mm Pk 6	004/6123	EndoPLUS Taper Gold T5 21mm Pk 6
004/6121	EndoPLUS Taper Gold T4 25mm Pk 6	004/6124	EndoPLUS Taper Gold T5 25mm Pk 6
004/6122	EndoPLUS Taper Gold T4 31mm Pk 6	004/6125	EndoPLUS Taper Gold T5 31mm Pk 6

#### Assorted Packs of 6 Instruments

004/6130	EndoPLUS Taper Gold V0 19mm, V1,V2 & T1,T2,T3 21mm Pk 6	004/6131	EndoPLUS Taper Gold V0 19mm, V1,V2 & T1,T2,T3 25mm Pk 6
004/6132	EndoPLUS Taper Gold V0 19mm, V1,V2 & T1,T2,T3 31mm Pk 6		

Model	Size	Length	Apical Diameter	Speed	Torque	ISO Colour
<b>EndoPLUS Taper Gold - Shaping</b>						
004/6100	V0/.04	19mm	0.19mm	250-350rpm	5.00N/cm	/
004/6101	V1/.02	21mm	0.18mm	250-350rpm	5.00N/cm	
004/6102	V1/.02	25mm	0.18mm	250-350rpm	5.00N/cm	
004/6103	V1/.02	31mm	0.18mm	250-350rpm	5.00N/cm	
004/6104	V2/.04	21mm	0.20mm	250-350rpm	1.50N/cm	
004/6105	V2/.04	25mm	0.20mm	250-350rpm	1.50N/cm	
004/6106	V2/.04	31mm	0.20mm	250-350rpm	1.50N/cm	
<b>EndoPLUS Taper Gold - Finishing</b>						
004/6110	T1/.07	21mm	0.20mm	250-350rpm	1.50N/cm	
004/6111	T1/.07	25mm	0.20mm	250-350rpm	1.50N/cm	
004/6112	T1/.07	31mm	0.20mm	250-350rpm	1.50N/cm	
004/6113	T2/.08	21mm	0.25mm	250-350rpm	3.0N/cm	

Model	Size	Length	Apical Diameter	Speed	Torque	ISO Colour
004/6114	T2/.08	25mm	0.25mm	250-350rpm	3.0N/cm	●
004/6115	T2/.08	31mm	0.25mm	250-350rpm	3.0N/cm	●
004/6116	T3/.09	21mm	0.30mm	250-350rpm	3.0N/cm	●
004/6117	T3/.09	25mm	0.30mm	250-350rpm	3.0N/cm	●
004/6118	T3/.09	31mm	0.30mm	250-350rpm	3.0N/cm	●
004/6120	T4/.06	21mm	0.40mm	250-350rpm	2.5N/cm	●
004/6121	T4/.06	25mm	0.40mm	250-350rpm	2.5N/cm	●
004/6122	T4/.06	31mm	0.40mm	250-350rpm	2.5N/cm	●
004/6123	T5/.05	21mm	0.50mm	250-350rpm	2.5N/cm	●
004/6124	T5/.05	25mm	0.50mm	250-350rpm	2.5N/cm	●
004/6125	T5/.05	31mm	0.50mm	250-350rpm	2.5N/cm	●

### **INDICATIONS FOR USE**

The EndoPLUS Taper Gold are dental instruments with columnar to tapering working part and possess a circular form in cross-cut section and flat end. It is used for filling materials mainly axially.

### **SPECIFICATIONS**

Under the provisions of ISO 3630 performance test, product durability for twisting bending must exceed specified value of our standard.

### **CONTRAINDICATIONS AND PROHIBITIONS**

Do not use on patients with a nickel titanium allergy.

### **PRECAUTIONS FOR USE**

1. This product is provided non-sterile and must be sterilised before use. For the sterilisation method see Disinfection, Sterilisation and Cleaning.
2. These are single use instruments.
3. Irrigate abundantly and frequently.
4. Clean flutes frequently and check for signs of distortion or wear.
5. For optimal usage, torque control devices are recommended.
6. These instruments should not be immersed in a sodium hypochlorite solution.
7. Once used, dispose of this product in accordance with local laws. Multiple use disinfection and re-sterilisation cycles may lead to increased risk of separation, these are single use instruments.



### **TECHNIQUE**

1. Establish a reproducible glide path using hand files, at least ISO 15.
2. Use in a constant rotation at a speed of 300 rpm with light apical pressure.
3. Use the Shaping Files V1, V2 and V0 with a brushing action on the withdrawal stroke in order to create straightline radicular access.
4. Use the Finishing Files T1, T2, T3, T4, T5 without a brushing action.
5. Use the appropriate finishing files to passively follow the canal to the working length, and then withdraw immediately.

### **DISINFECTION, STERILISATION AND CLEANING**

Place in a sterilisation pouch and place pouch upright in rack on sterilisation tray. Autoclave at 134°C/2.1bars/18 minutes for endodontic instruments and filling. Do Not use high pressure steam steriliser which heats more than 200°C including the drying process.



### **STORAGE**

Store at room temperature, avoid humidity and direct sunlight. Keep away from liquids.

### **PACKAGING**

Minimum packing unit: 6 pcs.

### **CAUTION**



















Should a serious incident in relation to the product occur, it should be reported to the manufacturer and the competent authority.


### **LOT NUMBER**

The batch code is shown as LOT. Please quote this in all correspondence.

## EXPLANATION OF SYMBOLS USED

	For use with a Right Angle hand piece		Distributor
	Reference Number		Caution - For Dental Use only
	Nickel Titanium		Expiry Date
	Silicone		Lot number
	Autoclave temperature		Importer
	Single Use only		Manufacturer
	Medical Device		EC Representative
	Consult Instructions for Use before use		Do not use if packaging is damaged.

 Shenzhen Perfect Medical Instruments Co., Ltd  
Room 103, building 3, No.2 Weiqun Road, 4<sup>th</sup> Community, Henggang Street, Longgang District, Shenzhen, Guangdong, China

 Perfection Plus Ltd  
6 Westwood Court Brunel Road, Totton Hampshire SO40 3WX, UK  
www.perfectionplus.com

 Sungo Europe B.V.  
Fascinatio Boulevard 522, Unit 1.7, 2909VA Capelle aan den IJssel, The Netherlands  
+755 28540953

 Perfection Plus EU Ltd  
The Black Church St Mary's Place, Dublin, Ireland, D07 P4AX  
Regulatory@perfectionplus.com

  
  
0197